

13. BATTLE AREA CLEARANCE (BAC)

1. General

Battle Area Clearance (BAC) tasks is only to be undertaken by trained Battle Area Clearance Teams and includes surveys, clearance and demolition tasks.

BAC tasks are to be conducted similarly to demining tasks with the following additions/exemptions.

2. Safety

Unless certified EOD technicians are present, all items are to be blown in situ, and entry holes into the ground are to be marked and carefully investigated.

One section is to be positioned at a safe distance, ready to act as an Emergency Rescue Team (ERT) in the case of an accident/incident. The ERT is to be fully equipped with PPE and demining tools.

If a mine or any signs of mines are discovered, the operation must cease immediately, and the personnel return to the safe area. In case of mine accident/incident, casualty extraction drill may have to be used and therefore must always be a part of the safety briefing. The area is to be marked according to normal procedures. A report is to be forwarded to the base camp, where decision will be made for further actions.

In any BAC site, a minimum safety distance of one hundred fifty (150) meters must be observed between working parties, administrative area, local population, life-stock and infrastructure.

Caution must be observed, when carrying out marking.

3. Classification

The found items are to be classified as follows:

- Removable items;
- Items that can be rendered safe (Render Safe Procedures (RSP));
- Destroy in situ (unremovable).

4. Marking

a) Boundary marking

All boundary markings are to be carried out with *blue*-topped 1.20m-long marker sticks; turning points should be marked additionally by 0.60cm white-topped pickets;

b) Search procedure marking

During the search, the sections are to mark the search area boundary with *blue* painted metal flags;

c) Discovery marking

All discoveries of UXO or suspected UXO during the search are to be marked with a *red* flag by the section members. The marking flags are to be visible at a minimum distance of 50m;

d) Evaluation marking

- If EOD qualified personnel is not present at the site:

All items, marked with red flags, are to be evaluated by the Team Leader or Deputy Team Leader for the further classification and relevant marking. All items, remarked with red flags, confirms that the item is evaluated and to be blown in situ.

- If EOD qualified personnel is present at the site:

All items, marked with red flags, are to be evaluated, classified and marked by the EOD technician according to the color code below:

1. *Green*: Removable items;
2. *Yellow*: Items that can be rendered safe (Render Safe Procedures (RSP));
3. *Red*: Destroy in situ.

5. Procedures

The section, conducting BAC, forms an extended straight line with a distance of a double-arm length (approx. 1,5m) apart. Upon any discovery, the section members are to mark the UXO or suspected item according to the above-mentioned marking procedures.

Section Leaders are to follow and monitor their section from behind, normally at a distance of not less than 15m. Their function is safety, control and forward movement, but not classifying marked items.

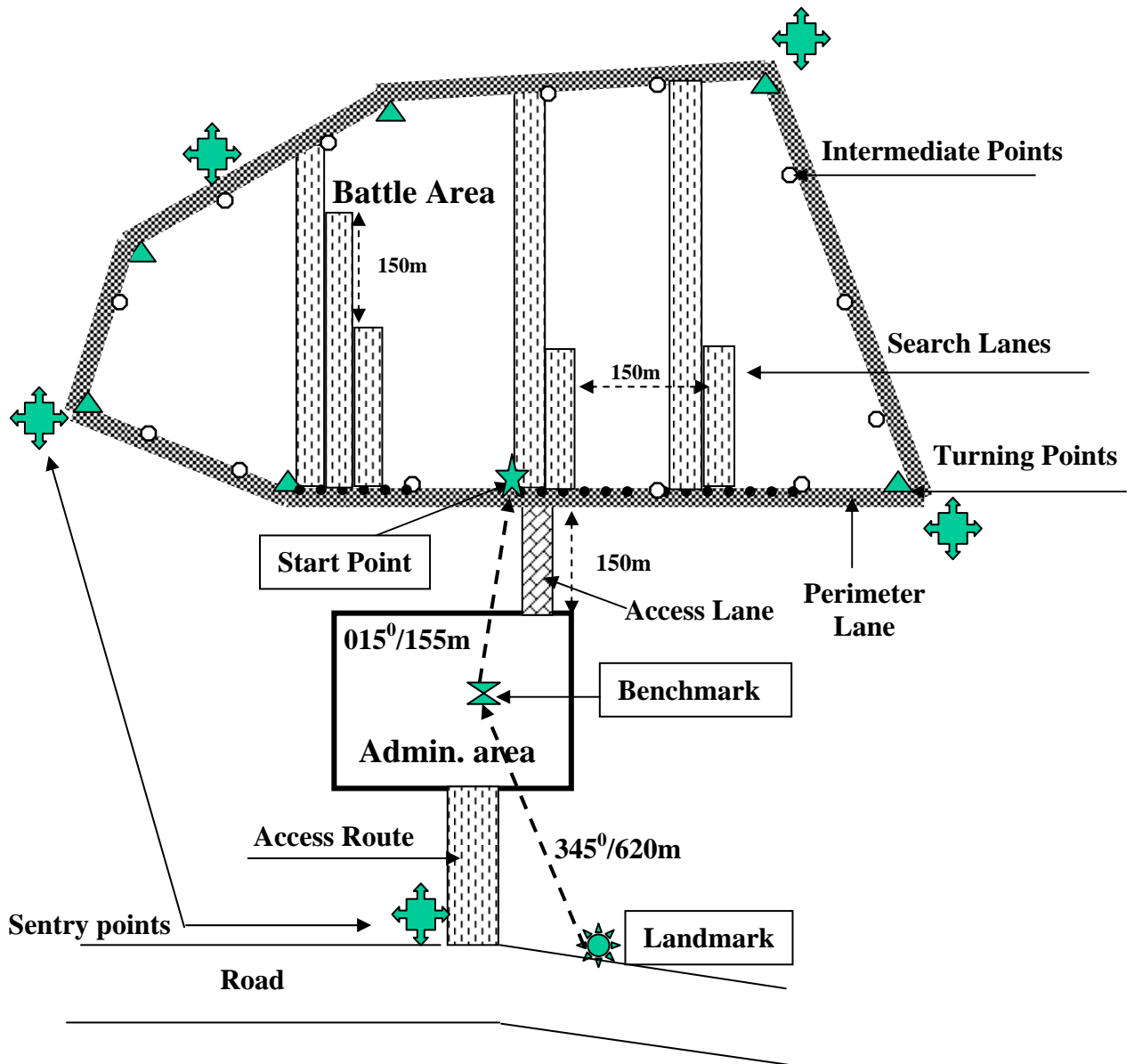
The Team Leaders, in the absence of an EOD technician, are to carry out the evaluation of marked items and then re-mark according to the above-mentioned procedures.

EOD technicians are to classify marked items, remove movable items and conduct RSP and demolitions at the end of the day.

6. QA

Quality Assurance is to be conducted with the support of manual equipment and in accordance with corresponding procedures, contained in a separate chapter of these standards.

Figure 3. Principle of BAC



Note: 150m safety distance, may be increased if terrain, surroundings or infrastructure cannot provide sufficient protection.

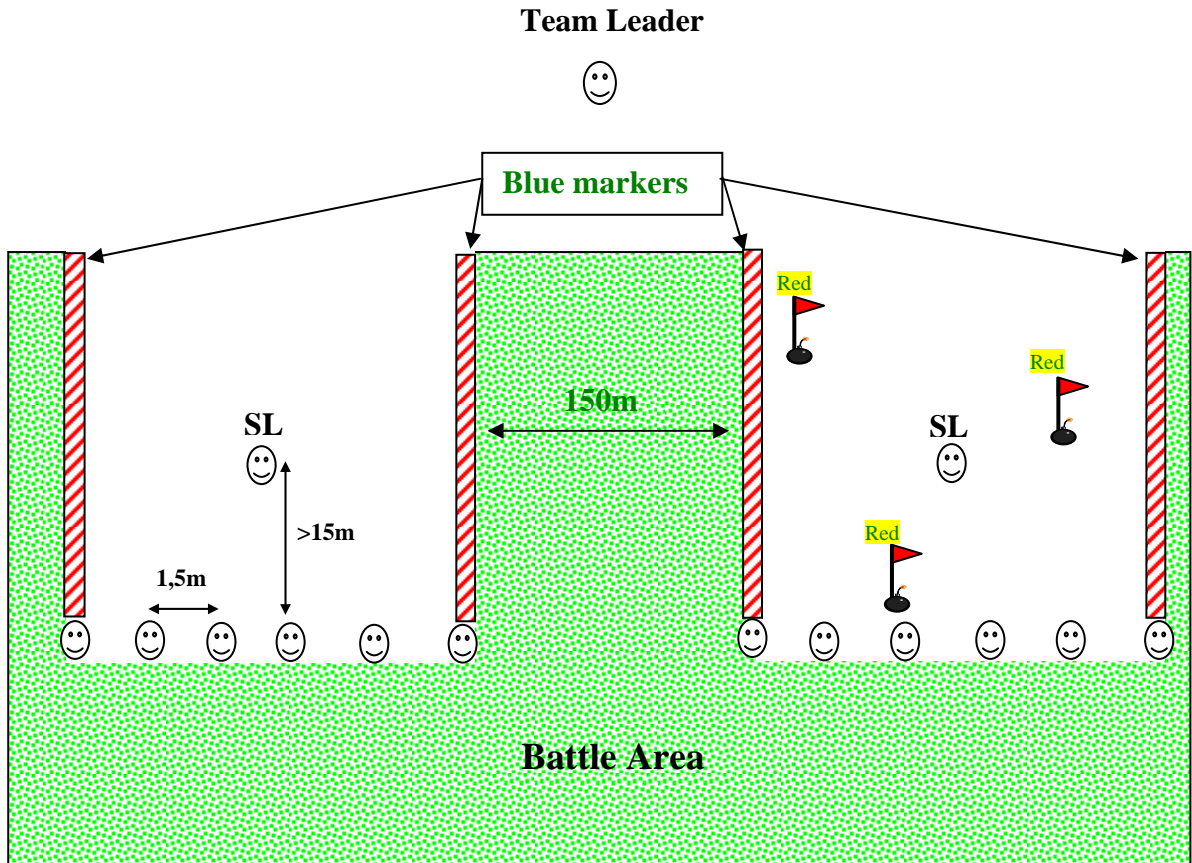


Figure 4. Search Process

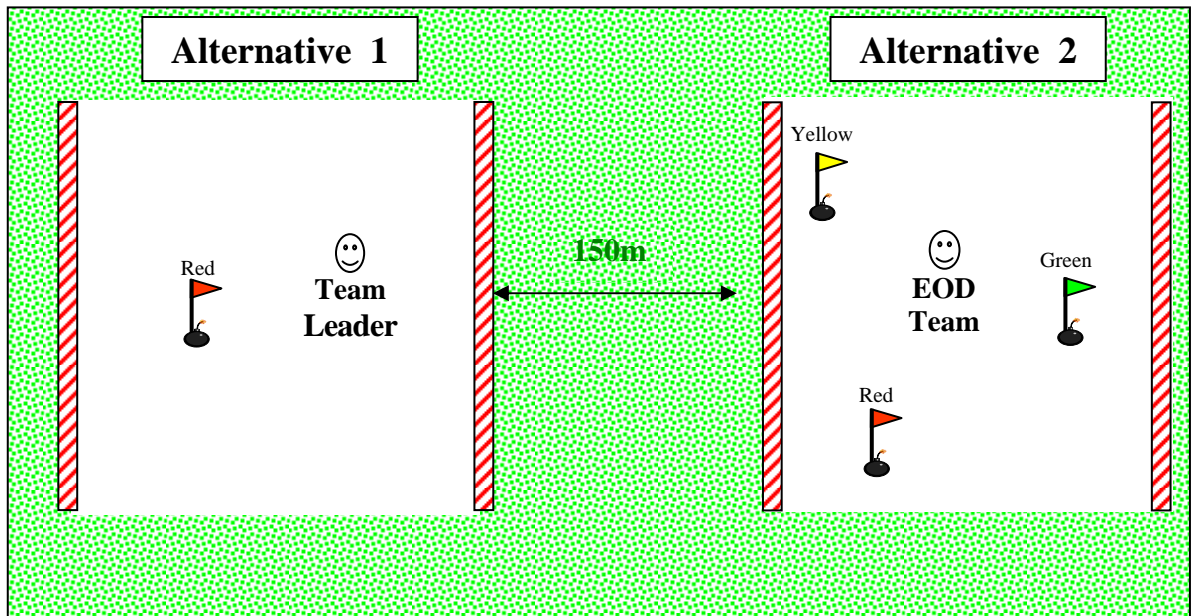


Figure 5. Evaluation process