

# AMAS 15

Second Edition  
September 2008

---

---

## Mine Detection Dog Operations

---

---

---

UNMACA  
House # 95, Street Jeem,  
Wazir Akbar Khan Avenue  
Kabul, Afghanistan  
E-mail: [mapa@unmaca.org](mailto:mapa@unmaca.org)

## Contents

### Part-one MDD Operations

AMENDMENT RECORD .....	6
15.1 INTRODUCTION.....	7
15.2 SCOPE .....	7
15.3 LIMITATIONS .....	7
15.4 TASKING .....	8
15.5 PLANNING .....	9
15.6 DEPTH OF CLEARANCE .....	10
15.7 AREA TO BE CLEARED.....	11
15.8 SAFETY DISTANCES .....	11
15.9 COMMUNICATIONS.....	11
15.10 PERSONAL PROTECTIVE EQUIPMENT (PPE) .....	11
15.11 MEDICAL .....	12
15.12 MEDICAL CLEARANCE FOR WORK.....	12
15.13 DAILY HEALTH CHECK .....	12
15.14 DAILY TEST (WARM UP) .....	12
15.15 TRAINING .....	12
15.16 SEARCH PROCEDURE.....	13
15.17 MDD OPERATIONS IN PREVIOUSLY BURNT AREAS .....	13
15.18 MARKING OF SEARCH BOXES .....	14
15.19 INDICATION REQUIREMENTS .....	14
15.20 CLEARANCE DRILL.....	14
15.21 QUALITY OF CLEARANCE .....	15
15.22 ROAD CLEARANCE.....	16
15.23 CLEARANCE BEHIND MECHANICAL MINE CLEARANCE MACHINES .....	16
15.24 MDD CLEARANCE OF GROUND PROCESSING .....	17
15.25 RECORDING INFORMATION .....	18
15.26 QUALITY ASSURANCE (QA) .....	19
15.27 INTERNAL QUALITY CONTROL (QC) .....	19

15.28	MISCELLANEOUS PROVISIONS.....	19
15.29	INTRODUCTION.....	20
15.30	TERMS AND DEFINITIONS.....	20
15.31	INDIVIDUAL TESTING OF EACH MDD.....	20
15.32	LICENSE.....	20
15.33	INITIAL PREPARATIONS BY THE TEST MANAGER.....	21
15.34	INITIAL TEST BRIEFING.....	22
15.35	FAILURE.....	23
15.36	“WARM UP” TRAINING REQUIREMENTS.....	23
15.37	ASSIGNMENT OF TEST BOXES.....	23
15.38	VISITORS AND OBSERVERS.....	23
15.39	PHOTOS AND VIDEO.....	24
15.40	MINIMUM DISTANCE.....	24
15.41	MONITORING REQUIREMENTS.....	24
15.42	MANAGEMENT OF RECORDS.....	24
15.43	TEST PROTOCOL AND RECORDS.....	24
15.44	DEBRIEF.....	25
15.45	TEST BOXES.....	25
15.46	TEST PANELS.....	25
15.47	MDU TEST PANELS.....	25
15.48	NUMBER OF MDD SEARCHING A BOX.....	25
15.49	COMPLIANCE WITH DEMINING ORGANISATION’S SOPS.....	26
15.50	WIND DIRECTION AND OTHER ENVIRONMENTAL FACTORS.....	26
15.51	SEARCH BREAK.....	26
15.52	REQUIRED NUMBER OF TEST ITEMS.....	26
15.53	TYPE OF MINES/ERW AND LOCATION OF TEST ITEMS IN THE TEST BOX.....	27
15.54	MARKING ON FINDS.....	27
15.55	TIME RESTRICTIONS.....	28
15.56	TERMINATION OF THE TEST.....	28
15.57	PASS AND FAIL CRITERIA.....	28

15.58	DEEP MINE EVALUATION .....	29
15.59	MICRO CHIPPING OF MDD.....	29
15.60	FURTHER REQUIREMENTS .....	29
15.61	ANNEX A: UNMACA MDD TEAM ACCREDITATION AFGHANISTAN .....	30
15.62	ANNEX B.....	33
15.63	ANNEX C 1 - DAILY WORK SHEET MDD.....	34
15.64	ANNEX C 1.1 -DOG FILE PART A .....	35
15.65	ANNEX C 2 – DOG FILE PART TWO.....	38
15.66	ANNEX D - QUALITY ASSURANCE EVALUATION FORM: EXPLOSIVE DETECTING DOGS	38

### **Warning**

The Afghanistan Mine Action Standards (AMAS) are subject to regular revision. This document supersedes all versions of the AMAS published prior to the cover date. Users should contact UNMACA ([mapa@unmaca.org](mailto:mapa@unmaca.org)) to obtain the latest approved version of AMAS.

### **Copyrights Notice**

The Afghanistan Mine Action Standards (AMAS) document is produced by UNMACA on behalf of the government of Afghanistan. Neither this document nor any extract from it, may be reproduced, or transmitted in any form, or by any means, without explicitly citing the source, edition number and date (i.e. AMAS/UNMACA – Edition II – July 2007). For any other eventuality please consult with UNMACA.

This document is not to be sold.

Programme Director  
United Nations Mine Action Centre  
Kabul - Afghanistan  
Email: [mapa@unmaca.org](mailto:mapa@unmaca.org)

## Amendment Record

### Management Of AMAS Amendments

The AMAS series of standards are subject to formal review on a yearly basis; however this does not preclude amendments being made within the year for reasons of operational safety and efficiency or for editorial purposes. As amendments are made to this AMAS they will be given a number, and the date and general details of the amendment shown in the table below.

As formal reviews of each AMAS are completed new editions may be issued. Amendments up to the date of the new edition will be incorporated into the new edition and the amendment record table cleared. Recording of amendments will then start again until a further review is carried out.

Amendment Number	Amendment Date	Amendment to Section #	Amendment Details
01	15/02/09	15.45.1	Boxes will comprise of 10 x 10 meters (100m <sup>2</sup> ). Each box may contain anything from zero to three mines /ERW. Each team will search four (4) Boxes (400m <sup>2</sup> ) during the test.
02	15/02/09	15.49.1	Compliance with de-mining organizations SOPs: The MDD and handler shall undertake the search according to procedures described in the demining organisation's SOPs. However all MDD teams will be expected to continue searching a box or panel after they have indicated instead of being withdrawn as stated in the SOP of the tested agency.
03	15/02/09	15.52.1	Each MDD team shall be presented with a minimum of 5 and maximum of 7 test mines/ERW/TNT piece during the test within boxes equal to 400m <sup>2</sup> .
04	15/02/09	15.57.4	Pass and Fail Criteria: Eight false indications are allowed. Indications within the 1 meter radius will not be counted toward the total of false indications.

## The Use of Mine Detection Dogs

### 15.1 Introduction

15.1.1 Mine Detection Dogs (MDD) are a valuable asset in the mine and ERW (Explosive Remnants of War) clearance process. The MDDs can be used in many different roles; however they are best at working in areas where there is low concentration of mines and ERW and for areas where the presence of metal fragmentation, mineralised soils or minimum metal mines limits the use of other clearance assets. MDD may be used as either the primary method of clearance or as a secondary clearance in support of other clearance assets.

15.1.2 Experience has shown that a minimum period of 2 weeks may be required to allow the MDD to become acclimatised to the local weather conditions, vegetation, soil condition and surrounding environment. All MDD deployed into AFGHANISTAN will undergo this acclimatisation period before being deployed operationally.

15.1.3 MDD should be regarded as a method of confirming the presence of mine contamination rather than identifying the location of every individual mine.

15.1.4 All MDD deployed to AFGHANISTAN will be subject to evaluation and accreditation before commencing operational tasks. The criteria regarding the standards, requirements and process is explained in the attached document MDD Test Procedure on page 32 to 45 of this document Chapter 15.

### 15.2 Scope

15.2.1 This chapter covers the minimum requirements to conduct MDD operations in AFGHANISTAN.

### 15.3 Limitations

15.3.1 MDD are not suitable for working in areas where there is a heavy background contamination, for instance from mines, ERW or scattered explosives, checks must be made to ensure that this contamination does not overshadow the target signal.

15.3.2 Both MDD and handlers are at risk from tripwire-activated mines, especially in thick vegetation. Unless MDD are specifically trained to detect tripwires then they shall not be work in areas where tripwires are expected.

15.3.3 MDD are not effective without proper management and verification on a continuous basis. This shall include daily evaluation (daily warm up) of MDD. Continuous training will be conducted when MDD are identified as below standard. MDD should be subjected to weekly training and quarterly evaluation. Handlers shall be supervised by task site supervisors/Set Leader on a continuous basis while performing their work.

15.3.4 No MDD will work on any area where the slope is of such a nature that the MDD may dislodge stones rocks or boulders or where such MDD needs to concentrate more on maintaining its balance than on conducting the search.

15.3.5 MDD should not be used if the wind speed is greater than 4 m/s at ground level where the soil surface is very dry and dust is being raised. All MDD teams shall have a wind and temperature measuring device on site during operations.

15.3.6 MDD should not be used to search when the prevailing wind is coming from behind the MDD. As the target substance may not be recognised until the MDD has passed the actual location of the object. MDDs should ideally be used to search with a side wind but can also be used when there is a head wind. Strong wind speeds may reduce the indication accuracy of a MDD. A general principle is that increased wind speed requires an increased area to be investigated manually after a MDD has indicated.

15.3.7 Hot and wet soil provides optimal vapour detection conditions. If the temperature in the soil is near freezing point the scent will diminish, impeding detection. MDDs shall therefore not be used for vapour detection when the soil temperature is below or near freezing point.

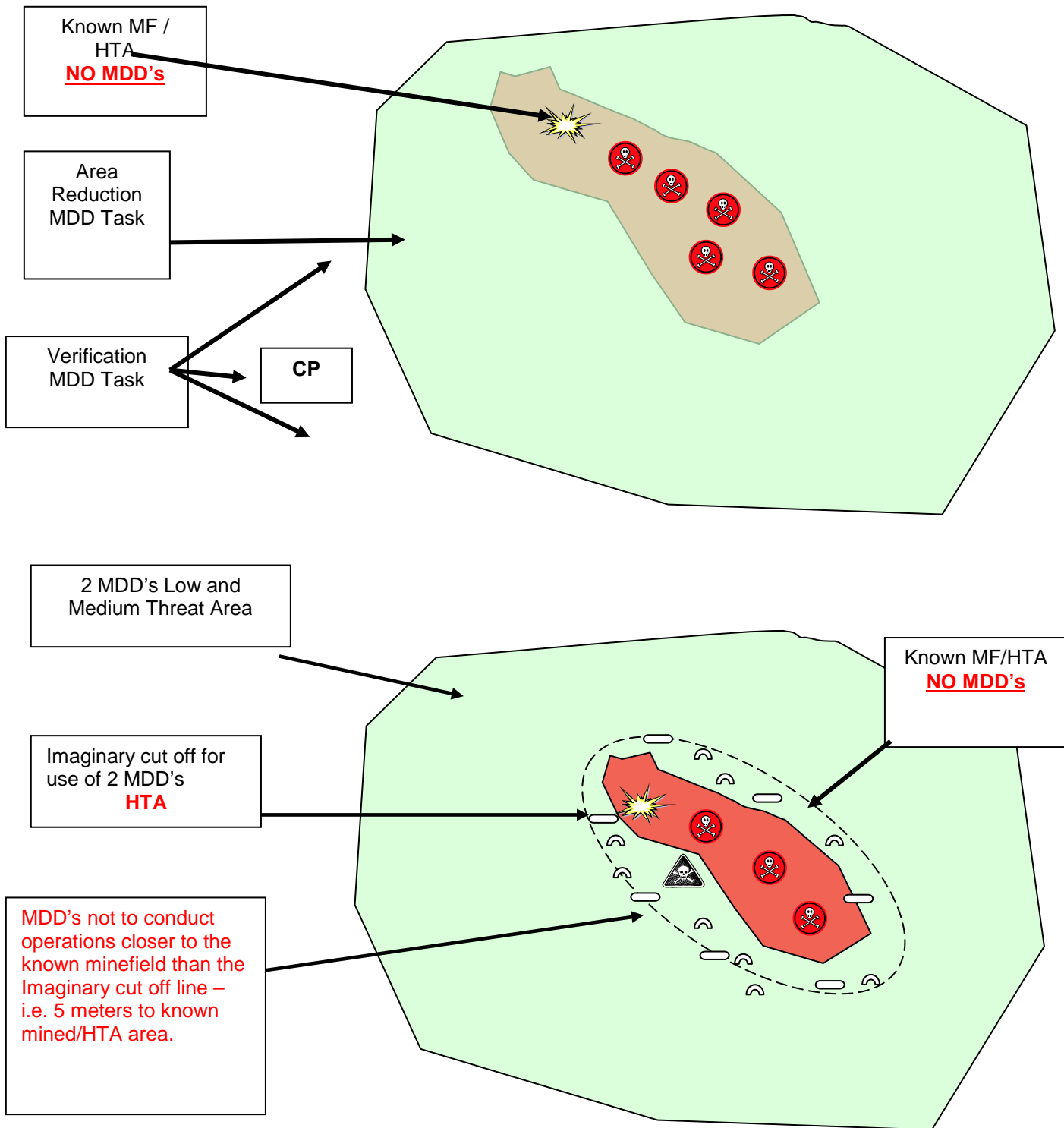
15.3.8 MDD will not be used for vapour detection when the air temperature is colder than 8<sup>0</sup> Celsius or higher than 35<sup>0</sup> degree Celsius unless they have been specifically trained and accredited.

15.3.9 Rain acts to wash target substances from the surface to deeper portions of the soil. Heavy rain, over extended time, will remove more of the target substance from the soil surface. Therefore MDD should not be used for vapour detection when it is raining or until the soil has dried after a heavy rain. MDD operations may commence after 2 days of dry weather.

## 15.4 Tasking

15.4.1 MDD shall not be tasked in high-density minefields except for QA operations following the clearance of the mined area. MDD may be tasked for the following operations.

- a) Mined Area/High Threat Area: No MDDs shall be used within 5 meters of the Actual Mined Area (AMA).
- b) Medium and Low Threat Area: A minimum of two MDDs shall be used over the area and thereafter internal QC of 10% shall be conducted by only one MDD on the area searched. MDD shall not perform QC on its own work.
- c) Verification Areas \_A minimum of two MDDs shall be used over the area and thereafter internal QC of 10% shall be conducted by only one MDD on the area searched. MDD shall not perform QC on its own work.
- d) Area Reduction/Verification of Suspected Mined Roads: A minimum of two MDDs shall be used over the area and thereafter internal QC of 10% shall be conducted by only one MDD on the area searched. MDD shall not perform QC on its own work.
- e) One MDD may be used for QA on tasks where the ground conditions allow.



## 15.5 Planning

15.5.1 Before a new demining task can be undertaken it is necessary to plan where to establish safe lanes, access lanes and the location of the boxes and/or search lanes. The following elements should be considered when planning MDD operations:

- a) Assessment of the threat prior to the search: If the MDD is only accredited to undertake regular search for mines and ERW then it shall not be used behind Mechanical assets or if the presence of tripwires is suspected.
- b) Assessment of the type of mines believed to be present in the area: If some of the types of mines being found contain different explosives or substances to those, which the MDD is trained to detect, then the MDD shall be tested against these new types of mines prior to working in the area.
- c) The previous detonation of mines/ERW in an area where the MDD will be working can disturb the MDD if there is a presence of scattered explosives and pieces of destroyed mines/ERW. MDDs shall not be used in areas with visible contamination from explosives or the remains of detonated mines and ERW.
- d) The number of MDD required for the task. The layout of a box or area, taking into account the required safety distance between each MDD/handler, the safety distance between the MDD team and the deminers, the wind direction (or the changes in the wind direction), humidity of the soil, vegetation and requirements for the supervision and general management of the operation.
- e) That certain spots within an area may be assessed as potentially impossible to clear immediately after rainfall due to puddles and muddy ground. In such circumstances it is recommended that the MDD team work in drier areas until the wet areas have dried up.
- f) MDD shall not work in areas flooded by water. Before starting work in a former flooded area the MDD should be tested in the same area, if possible. No work should occur in the area within 14 days of the water having dried up.
- g) Safe lanes are prepared so as to provide access for the MDD and handler to a box or working area. They also provide safe start lines for the MDD and handler. Safe lanes should normally be two meters wide however they may be a minimum width of 1 meter. The safe lanes may be cleared manually or by MDD.
- h) The whole search area shall be visible to the MDD Handler. If the vegetation is such that the Handler is not able to observe the MDD at all times during the search then the box shall be divided into several smaller boxes or lanes.
- i) When an area has been searched twice and considered free from mines/ERW the corner marking and any boundary tape may be removed. The exact locations of each area where the specific MDD team has cleared shall be recorded.
- j) All areas searched by a minimum of two different accredited MDD belonging to the same licensed team should be considered cleared.

## 15.6 Depth of Clearance

15.6.1 Depth of clearance should be determined by the tasking authority based on the projected land use for the area. However, where land use is unknown or depth of clearance is not specified then the default depth of clearance should be applied. In Afghanistan the default depth of clearance is 13cm.

15.6.2 The depth of clearance shall be referenced to the original undisturbed surface of the ground, but only in cases where the surface level has risen. Where the surface level has dropped, the specified depth of clearance below the existing surface level is still to be achieved.

## **15.7 Area to be Cleared**

15.7.1 The area to be cleared shall be specified by the tasking authority. It will be marked on the ground as a result of an earlier technical survey. Where no technical survey has been done, the identification of the area to be cleared should be done in consultation with the demining organisation carrying out the work and will include a site visit.

15.7.2 If any demining organisation carrying out clearance identifies or suspects that the hazardous area extends beyond the specified area to be cleared, they shall report the matter to the tasking authority. The tasking authority shall re-task the team to allow for the new hazardous area to be addressed without delay.

## **15.8 Safety Distances**

15.8.1 The minimum safety distances for MDD operations are dependent on the risk assessment for the site. The minimum safety distances between working MDD teams and other personnel to be applied during MDD operations are:

- a) Risk determined as AP Blast Mines - 25m.
- b) Risk determined as AT Mines or AP Fragmentation Mines - 50m.

15.8.2 These safety distances are only to be reduced with the written approval of the MACA/AMAC. These safety distances apply for clearance only, separate safety distances are applied for demolitions.

15.8.3 Where a hazard is identified during MDD operations which pose a greater threat than that determined during the initial threat assessment then the safety distance being applied shall be immediately changed to reflect the increased threat.

15.8.4 When MDD operations are integrated with other methodologies, the greater applicable safety distances shall be applied.

15.8.5 The minimum safety distances described above are for personnel wearing Personal Protective Equipment (PPE) in accordance with the requirements of Chapter 22 - Personal Protective Equipment. No personnel shall move beyond the marked limits of demining worksite control or administration areas while demining operations are ongoing without PPE.

## **15.9 Communications**

15.9.1 Personnel carrying out MDD operations are not permitted to carry handheld radios or mobile telephones in the clearance area.

15.9.2 On MDD sites where the risk is assessed as including electrically initiated UXO; then vehicles with radios mounted shall remain at least 50m outside the boundary of any unclear hazardous area. If vehicles have to move inside this distance, radios shall be switched off. Staff required to carry communication equipment shall turn off their communication equipment if they approach within 15m of electrically initiated UXO or any unidentified UXO.

## **15.10 Personal Protective Equipment (PPE)**

15.10.1 MDD handlers are permitted to use reduced face protection to avoid voice distortion. Reduced face protection may be half-face visors or the use of eye protection in form of sun glasses which has been tested and guaranteed.

## **15.11 Medical**

15.11.1 Demining accident response plans for MDD operations shall include procedures for removing MDD casualties from hazardous areas and the provision of veterinary support.

## **15.12 Medical Clearance for Work**

15.12.1 All MDD shall be examined by veterinarians and cleared as medically fit for work before they are permitted to carry out MDD operations. They shall be re-checked and cleared by a veterinarian on a six-monthly basis.

## **15.13 Daily Health Check**

15.13.1 The health and well being of MDD shall be assessed by the handler each day before the MDD is permitted to commence work in a hazardous area.

15.13.2 If a MDD has a slight health problem or minor injury but is assessed by the handler as able to work, then the MDD group leader/supervisor shall reconfirm this assessment before the MDD is authorised to commence work. In such cases, the MDD's performance shall be closely monitored throughout the entire day.

15.13.3 If the health check reveals that a MDD suffers from illness which might affect its detection capability and reliability, then the MDD is not to be used for clearance before it has fully recovered. MDD with minor injuries to paws or noses should not be used.

## **15.14 Daily Test (Warm Up)**

15.14.1 MDD daily test (warm up) areas will be established on all demining worksites employing MDD teams. All MDD will be tested on a daily basis prior to being deployed into a hazardous area to ensure that they are capable of detecting the target mines and ERW to the required depth of clearance. A MDD unable to detect the target mines/ERW to the satisfaction of the handler and MDD Group Leader/Supervisor are not to commence work.

15.14.2 The area which has been selected will be the same in format as found in the mine field. This will require an initial established warm up box/panel in a known safe free from contamination on the start of demining operations, once search areas have been established the warm up box/panel will be erected within the cleared/searched area. These boxes/panels will move every second day as work has progressed and should be erected between the base line and 20 meters before the work line.

15.14.3 Pieces of explosive from different types of mines shall be used to simulate how they are found in the mine field. The explosive pieces shall be placed at various positions within the box/panel and recorded. The explosive pieces will be a maximum of 1 inch/25mm in size and will be kept in a separate container free from contamination. The explosive pieces will be recovered when the box/panel is moved forward, every alternate day.. No person shall enter the warm up area at any time prior to the warm up so as to avoid contamination of the area.

## **15.15 Training**

15.15.1 The training minifields where MDD will practice shall be laid at different periods of time and the MDD shall be evaluated on mines that have been buried for a minimum time of 3 weeks.

15.15.2 The mines or explosives used for evaluation or training exercises shall be buried; at different depths, include differing quantities and for differing periods of time.

15.15.3 In order to maintain maximum performance and safety during operations, all MDD shall be subject to weekly training. All MDD and their handlers shall receive refresher training and evaluation on a regular basis. . When MDD are deployed in the field, internal QA tests should be conducted on a regular basis. All organisations should also perform internal Quarterly Evaluation on their MDD and this may be observed by the MACA.

15.15.4 The size of each training box may differ dependent on the operational search system used by the demining organisations, however, the following rules shall apply when preparing a training site with training boxes:

- a) The test field shall have one or more clearly recognisable benchmarks. Distance and compass bearings shall be taken from at least one corner marker for each box to the benchmark.
- b) The exact location of each box shall be recorded on a map with reference points.
- c) All corners shall be marked with a recognition pole, which is driven into the soil. At least one corner marker shall be accurately recorded on the training box map.
- d) All training items shall be equipped with a recognition piece, placed centrally under the training mine. Additional recognition pieces should be buried at other locations inside the training box to ensure that a MDD is not indicating on the metal.
- e) The accurate location of all training items and recognition pieces shall be recorded on the training box map.
- f) The recognition piece should be made of cut reinforcement rods or similar material and should not exceed 15 g.
- g) One copy of the box record shall be prepared and handed in to AMAC QA Section.

## **15.16 Search Procedure**

15.16.1 All areas shall be searched by at least two different MDD before being considered as cleared. The following procedures apply when searching with MDD:

- a) The search shall follow the search pattern described in the demining organisation's SOPs.
- b) The MDD shall search the whole of the area within the search box/area with no part remaining un-checked.
- c) The MDD should search with its nose close to the ground at all times during the search.
- d) The Handler will ensure that the long leash is not dragging on the ground during the search, whether the MDD search's away or back towards the handler.
- e) The handler will ensure that the MDD does not run on his way back towards the handler.
- f) Neither the MDD handler nor any other person shall enter a suspected area before it has been searched by minimum of two MDD.

## **15.17 MDD Operations in Previously Burnt Areas**

15.17.1 MDD shall not be used to search in areas where the vegetation has recently been burned (after less than four days at a minimum).

## 15.18 Marking of Search Boxes

15.18.1 Search boxes shall be marked in a manner whereby the handler is able to see each of the corners of the box. If necessary, flags or other elevated marking such as pegs and tape may be used to achieve this.

15.18.2 Marking of search boxes and cross over lanes during the establishment of MDD worksites is to conform to the general marking requirements covered in Chapter 5, 'Marking Systems'.

15.18.3 Where painted rocks are used to mark the boundaries of MDD working areas, they should be painted a minimum of three days prior to commencing search by MDD's, the rocks may be painted in the last safe known MDD rest area.

15.18.4 Demining organisations using MDD shall establish work routines for MDD and lay down the criteria for rotation. However, the length of each search period for each MDD shall be decided by the MDD handler based on the performance of the MDD. It is recommended that MDD's should work for 20 - 30 minutes with 10 minutes of rest. The Maximum time for the MDD to conduct MDD Operations is 4.5 hours per day.

15.18.5 If two MDD are used as a pair, they shall be rotated systematically between the roles of primary and secondary search. This rotation is to occur several times per day.

## 15.19 Indication Requirements

15.19.1 MDD shall be trained to indicate target scents by sitting or lying down next to the indication. When indicating, they are not to be in physical contact with the point of the indication. If a MDD sits or lies down on the top of an indication or scratches at the ground during operations, training or testing, it shall be withdrawn from operational service and re-trained until the behaviour is corrected.

15.19.2 The handler shall after his MDD has indicated, call the MDD out the area from the shortest distance and over an area that has been already searched by the MDD.

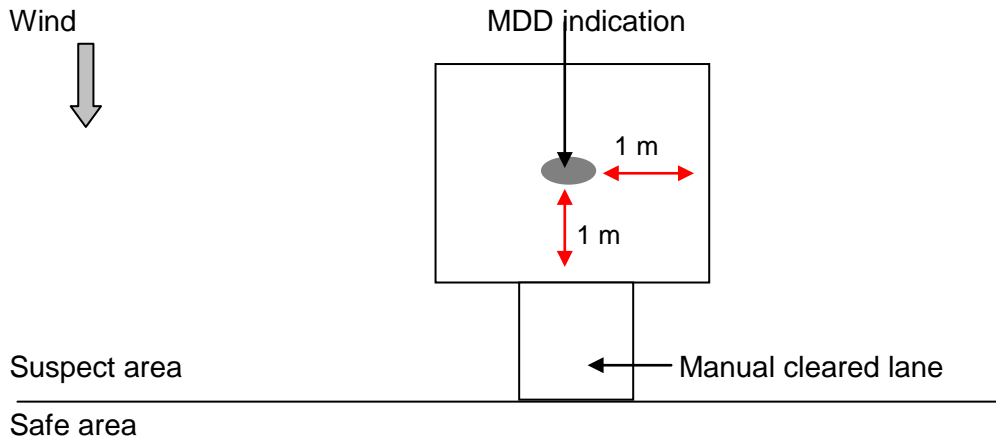
15.19.3 The location of an indication by a MDD shall be clearly and accurately marked to within of the actual indication. During marking, the MDD handler is not to physically enter the unclear area before it has been checked twice using separate MDD.

15.19.4 A MDD that indicates a target correctly may be rewarded. During rewarding, the MDD is not permitted to enter any hazardous or un-searched area. If a MDD is difficult to control during rewarding; whether during operations, training or tests; it shall be withdrawn from operational service and re-trained until the behaviour is corrected.

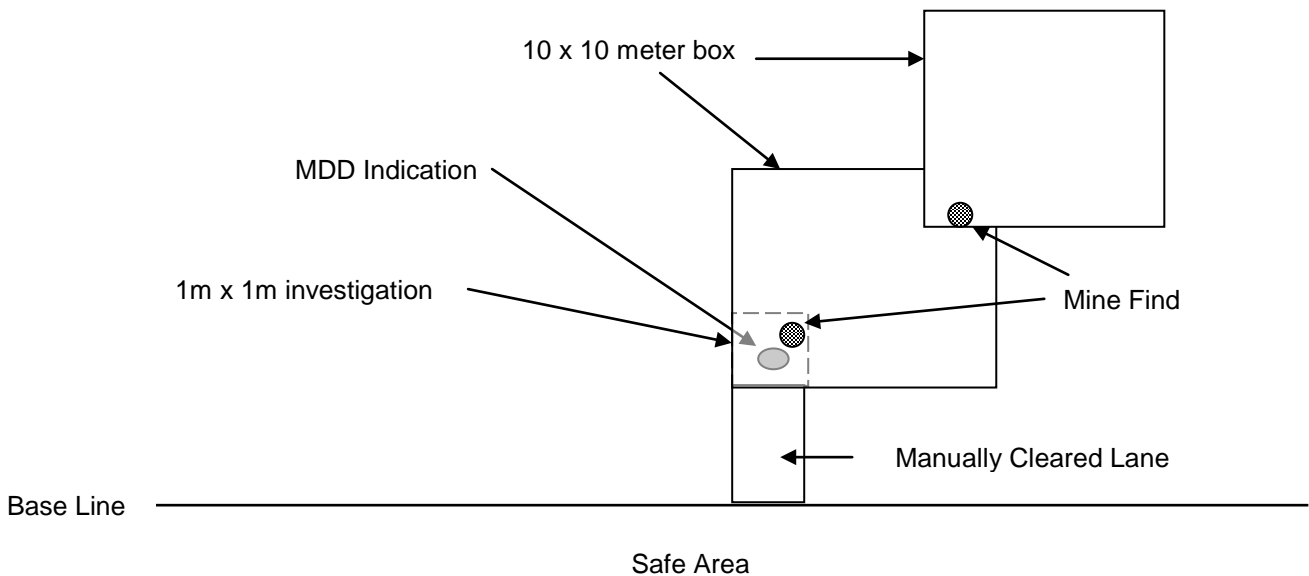
## 15.20 Clearance Drill

15.20.1 Searching methods may vary dependent on how the dog is trained according to the SOP of each organisation. In general terms the following procedure should be followed:

- a) There shall be an overlap of at least 25 cm on each side of every lane searched.
- b) When a dog has indicated the presence of a suspected mine, then an area of at least one metre around the indication point (4-sq m) should be cleared manually before the dog can be allowed to continue when no mines are found.



- c) All MDD cleared area information shall be included in the MDD Daily Work Report; refer - details the MDD Daily Work Report that is to be used by all in-country MDD assets. (See Annex C)
- d) When a mine is found after a MDD indication then the following investigation drill will comply: A ten (10) by ten (10) meter box is manually searched and if another mine is found within that box then another 10 x 10 meters box is searched, the process is repeated until no other mines have been found. (See drawing below)



## 15.21 Quality of Clearance

15.21.1 The minimum quality requirements for demining operations involving the use of MDD assets are:

- a) All mines and ERW or hazardous components are removed from the specified area to the specified depth.
- b) All visually identifiable sources of explosive residue are removed from the cleared area.
- c) All areas shall be searched and no area left unsearched before the area has been considered cleared.

## 15.22 Road Clearance

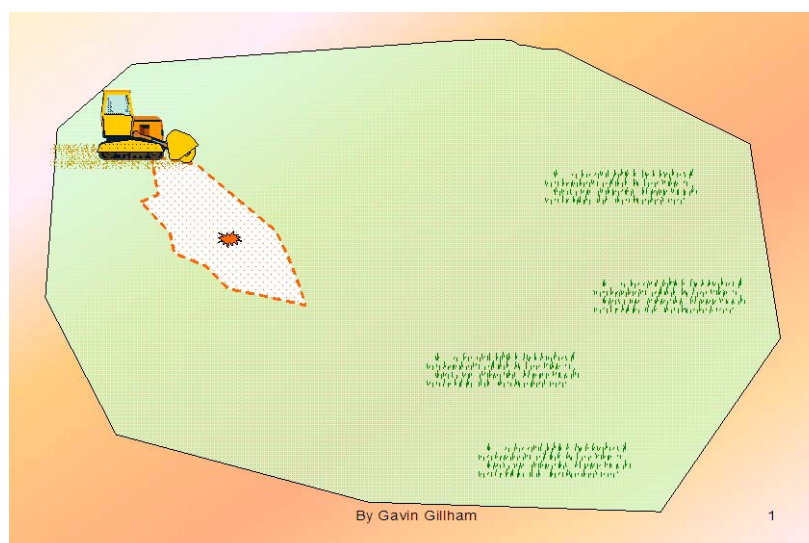
15.22.1 Demining organisations using MDD to clear roads shall develop specific procedures for this type of clearance operation. The general procedures described in this chapter shall apply.

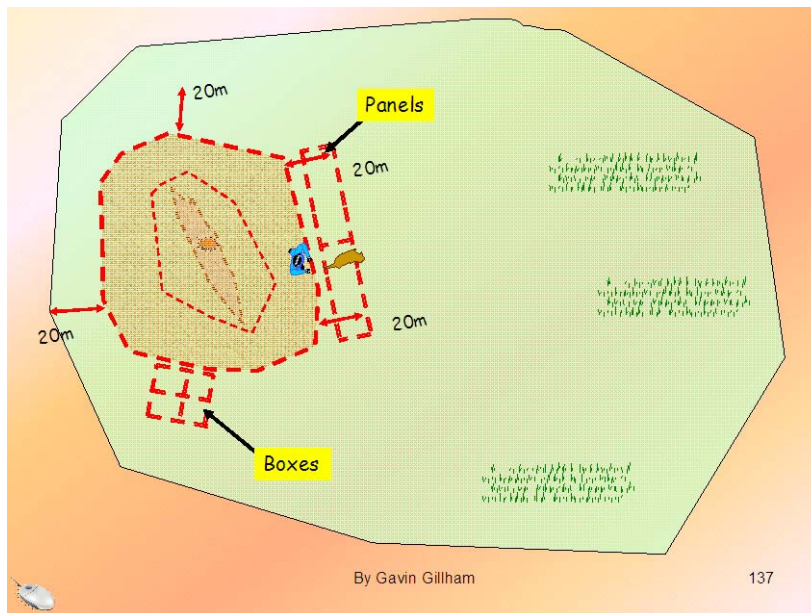
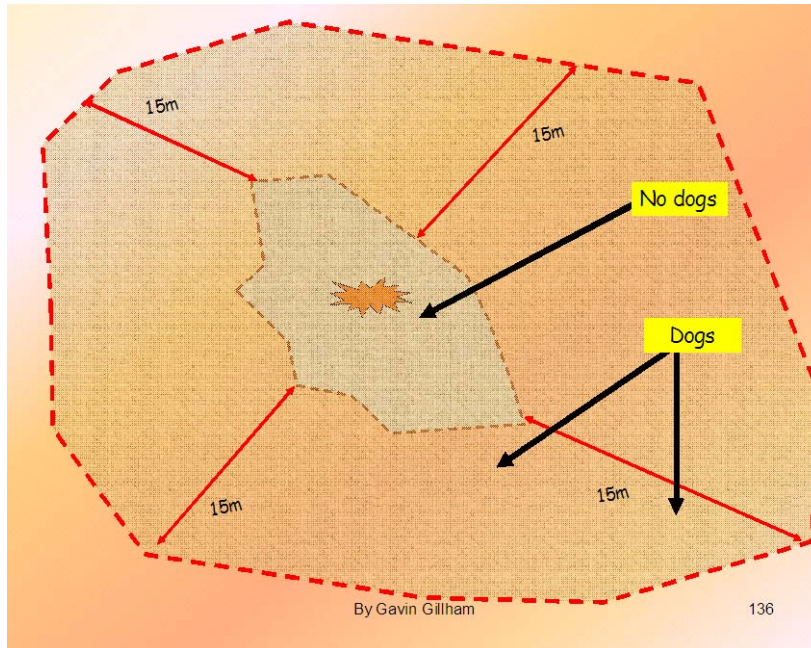
## 15.23 Clearance behind Mechanical Mine Clearance Machines

15.23.1 One MDD may be used as a part of a “systems approach” where the MDD undertakes secondary search or quality control in areas already cleared by mine clearance machines. Such machines can be flails, tillers, sifters, rollers, soil millers etc. Whilst there are no differences of principle between using MDD for regular area clearance and using them for verification behind machines, the following rules shall apply when MDD are used behind machines:

- a) If the machine has disturbed the soil, the MDD Teams shall not be used to clear behind the machine until at least two days after the mechanical mine clearance has taken place, provided that it has rained at least one time during these days. In periods with no rain, the soak time shall be increased to a minimum of five days or longer. Rainfall will wash away most of the undesired contamination of the surroundings caused by the machinery. This will make the search with the MDD more accurate and reliable.
- b) If the machine has been used to clear an area with a relatively high density of mines, MDD should not be used since lumps of explosives and bits of mines casing are likely to be spread around the area. This may confuse the MDD and make the search less reliable.
- c) Overlaps between different clearance assets: When using mechanical assets outside the Actual Mined Area (AMA)/High Threat Area (HTA) in preparation for MDD but still within the Medium/Low Threat Area a 1m overlap shall be used to ensure that there are no areas missed between the two clearance assets. Once the AMA has been manually cleared by mechanical shall overlap into the AMA by a minimum of 1m. This clearance methodology will also include MDD assets.

*(Showing the overlap of mechanical/MDD clearance into manual clearance areas.)*





## 15.24 MDD Clearance of Ground Processing

15.24.1 The following procedures are recommended:

- The Mechanical Team Leader should identify a suitable area where it is safe to spread out the excavated soil during ground processing. This area is marked off and shall be cleared by the MDD (or other asset i.e. manual) after a soak period indicated below.
- The soil that is to be removed from the hazard area during ground processing should be excavated down to a minimum of 20 cm below ground level.

- c) If the MDD indicates on any area of the removed, processed ground then another 20 cm of soil should be removed from the hazardous area, spread out and checked by an MDD.
- d) When a machine has disturbed the soil during ground processing, then MDD shall not be used to clear behind the machine, until at least 2 days after the mechanical mine clearance has taken place, provided that it has rained at least one time during these days. In periods where no rain has occurred then the soak time shall be increased to a minimum of 5 days. Rainfall will wash away most of any undesired contamination caused by the machinery and this will make the search with the MDD more accurate and reliable.
- e) MDD should not be used for ground processing where a machine has been used to clear and detonate mines in an area of high mine density. Especially as residue explosives or bits of mine casings are likely to be spread around the area and this may confuse the MDD and make the search less reliable.
- f) A 1m overlap of cleared ground should be observed where MDD are being used alongside another asset in clearance operations outside of the actual mined area (AMA) but still within any medium to low threat area. This is to ensure that no areas are missed between the uses of the two clearance assets.

15.24.2 If an MDD indicates a lot in one general area, then at the dog handler's discretion, the MDD may be moved a minimum of 5m distance sideways or to the next work area before continue further clearance work. The handler shall clearly mark out the non-cleared area that shall be handed over to another clearance asset.

- a) If a separate area outside the original clearance area has been used for spreading out soil during ground processing then this information shall be annotated in the site completion report and the coordinates recorded in IMSMA.
- b) It should be annotated in the completion report if an area outside the clearance area is used for spreading out the sifted soil. A completion report on the "spread out soil area" should be conducted and given to IMSMA.

## **15.25 Recording Information**

15.25.1 The demining organisation shall ensure that a logbook is prepared for each MDD. The aim of the logbook is to provide the demining organisation and monitoring teams with continuous written evaluation of the MDD health condition and search ability. Each handler will be in possession of a copy of his letter of License issued by the MACA.

15.25.2 It is important for the dog handlers, the trainers, the veterinary and the management of an organisation to be able to follow the development of a MDD on a daily basis. The daily assessment of each MDD shall be written into the logbook prior to starting work every morning. An assessment of the MDD work shall also be written into the logbook after the search has been completed. It should also contain detailed documentation on the MDD daily work, including sketches of the area cleared.

15.25.3 The dog handler or the team leader in consultation with the dog handler shall write the logbook. If the dog handler has not written in the logbook himself, then he shall sign the log after each entry to confirm its accuracy. The logbook shall be stored for a minimum period of 24 months after the completion of demining tasks carried out by the MDD. The logbook shall be kept by the responsible manager and presented to QA teams upon request. A copy of the daily work sheet shall be attached in the completion report.

## **15.26 Quality Assurance (QA)**

15.26.1 In addition to the QA requirements detailed in Chapter 2, Accreditations and 'Quality Management', MDD standards require each area cleared using MDD to be covered by a minimum of one MDD. QA to be conducted by AMAC's as per QAEF 008. (See Annex D)

## **15.27 Internal Quality Control (QC)**

15.27.1 Demining organisations conducting clearance using one MDD shall conduct internal QC on at least 10% of the area cleared. The 10% shall comprise at least four separate areas spread over the total area cleared. All areas checked shall be marked on the ground and recorded by measurement and the use of scaled drawings. The checked areas shall be referenced to the site's control markers.

## **15.28 Miscellaneous Provisions**

15.28.1 Records of clearance using MDD shall include accurate detail of which search boxes were cleared by specific MDD teams.

15.28.2 All the requirements for community liaison, briefing boards and maps, documentation, visitors, management of scrap metal and suspension of clearance tasks, as described in Chapter 11 Minefield Clearance Mythology, also apply to MDD Operations.

**Part two:**

## **MDD TEST PROCEDURES**

### **15.29 Introduction**

15.29.1 In order for any Mine Detection Dog (MDD) team to carry out clearance operation in, the MDD Accreditation Board on behalf of the MACA, the MDD Team needs to be first accredited by UNMACA.

15.29.2 Accreditation will be in line with the provision and procedures as outlined in AMAS Chapter 15, 'MDD Operations', the International Mine Action Standards (IMAS) 09.42, Second Edition 01 March 2008 and this document.

### **15.30 Terms and Definitions**

15.30.1 A complete glossary of the terms and definitions used are detailed in IMAS 09.42

- The term 'test item' is used for mines, pieces of mines, ERW (Explosive Remnants of War), or objects that are laid out in the test field for detection by the MDDs. The test item should be a mine of a type typically found in the working area, or a certain type of ERW which is commonly found during live operations.
- The term 'recognition piece' is used for a metal piece, which is placed under test items to make them detectable by metal detectors.
- Burial depth: the test items shall be buried from surface laid to a maximum of 13 cm Measured from the top of the mine body.
- The term 'demining organisation' or 'mine dog organisation' refers to the commercial or NGO organisation responsible for implementing demining tasks.
- The term 'MDD team' refers to the dog(s) plus handler.

### **15.31 Individual Testing Of Each MDD**

15.31.1 The operational accreditation test is to enable licensing of each MDD team (handler and MDD). Each MDD team shall therefore have to be tested and evaluated individually. The test does not evaluate the MDD and the handler separately but evaluates the overall team performance.

### **15.32 License**

15.32.1 The licence should follow the MDD Team. If a handler and MDD have passed the operational license test and obtained operational license, then another handler can not handle the same MDD under the same operational license.

### 15.33 Initial Preparations by the Test Manager

15.33.1 The operational accreditation test instructions and time for test are to be sent out to the MDD organisation 30 days before testing. The time for testing is to be coordinated with MACA OPS.

15.33.2 Preliminaries and Course of Events of the MDD Organisation before the Accreditation Test

15.33.3 The following preliminaries and course of events are required before the accreditation test:

- 1) Instruct the MDD team when to cease operational activity.
- 2) Allow sufficient time for pre-training for the test.
- 3) Submit an updated SOP to the team.
- 4) Update all records such as:
  - a. General data about the MDD; such as breed, sex, genealogy, age (including date of birth) and reproductive history.
  - b. Medical details. This should include basic medical statistics of the MDD, dimensions weight etc; records of any illnesses, diseases or injuries and the treatment given; dietary requirements; and records of all routine health checks and inoculations.
  - c. Training records to include the dates, duration and type of training carried out, including refresher training. Details should include instructors/handlers; environmental conditions (weather, atmosphere and site); operating procedures; target objects and laying details; results of training; and an analysis of the MDD's performance during training.
  - d. Former records of accreditation testing.
  - e. Logbooks (The daily health and capability checks shall be recorded in the MDD logbooks).
  - f. Records of internal and external QA- inspections
  - g. Instruct the MDD team of travel details, accommodation, financial matters and where and when the team is to report to the test manager.

## 15.34 Initial Test Briefing

15.34.1 The test manager shall brief the MDD organisation prior the test. The aim of the brief is to agree on the suitability of the weather and to provide the de-mining organisation with information about test procedures.

15.34.2 The team leader/dog handler and the test manager should jointly assess the weather and other circumstances. The test can only be rejected, however, if the weather conditions or other circumstances are outside the scope of operational activity as described in the demining organisation's SOP. The test will be postponed until conditions improve.

### 15.34.3 Initial test brief instruction

- Presentation of MDD Test accreditation, body members and visitors.
- Borders of the test areas.
- Borders of training/warm-up area.
- Location for airing the MDDs.
- Location for MDD's rest area.
- Location for car parking.
- Dog handlers have the right to observe the area prior to the test in accordance to the MDD organisations SOP.
- Area for spectators.
- Photo and video regulations.
- An explanation of the marking system in the test area
- Location of the four boxes to be searched per MDD team.
- Time limits.
- Protocol.
- Pass and failure criteria.
- Actions on failure and passing the test.

Organization's will be briefed on the above and may rehearse the process if desired.

### **15.35 Failure**

- 1) If a team fails the evaluation, the team cannot be re-evaluated within the next seven (7) days. If a team fails a second test, the results will be forward to the MDD test Board.
- 2) The MDD board together with the MDD demining organization involved will also review the teams past test results and performance in determining what actions need to be applied.
- 3) The MDD board will be chaired by the Chief of Staff UNMACA and consist of the following members:
  - a) Member from the MDD section UNMACA.
  - b) Member from the QA section UNMACA.
  - c) Member from the MDD demining organization involved.
  - d) Member from the GICHD organization.
  - e) A member from the Department of Mine Clearance (DMC) may be invited as an observer
- 4) If the decision has been made that the particular team is to undergo training the team will be subjected to a minimum of one (1) month retraining before the team may apply for a second round of two MDD tests.
- 5) All MDD teams are to undergo an operational license test every 12 months. If at the end of the 12<sup>th</sup> month the MDD team has not passed a re-license test, the MDD team shall be removed from operations. See also paragraph 3.28: Pass and Fail Criteria.

### **15.36 “Warm Up” Training Requirements**

15.36.1 The test manager shall ensure that the demining organisation is provided with a training or “warm-up” area prior to the test. It is also permitted to warm up the MDDs with procedures described in the MDD organisations SOP.

### **15.37 Assignment of Test Boxes**

15.37.1 The test manager shall assign all the test boxes to the dog handler prior to the test. The dog andler shall have the right to inspect the test boxes as long as it is in accordance to the SOP, provided that the test boxes are not physically entered or disturbed during the inspection.

### **15.38 Visitors and Observers**

15.38.1 Representatives of the demining organisation may wish to observe the test. This is acceptable provided that they obey the rules and regulations provided by the test manager and under no circumstances disturb or influence the test and the work of the test manager.

15.38.2 Other observers may also be present during the test provided that this is agreed by the tested organisation and those they follow the same rules.

15.38.3 If the test manager feels that some or all of the observers are disturbing the test, he/she may ask the observers to move to another observation point or to leave the entire area.

### **15.39 Photos and Video**

15.39.1 The test manager and his/her staff are authorized to record all activities during the test.

15.39.2 Recording (Photos and video) by visitors shall only be allowed during the tests if this has been agreed with the organisation being tested and does not interfere with the test or disturb the handler and his dog.

### **15.40 Minimum Distance**

15.40.1 Minimum distance between MDD teams during the test and visitors is 25 m (safety distance). The test manager and his/her staff may have to be closer to monitor the test. The monitoring shall be undertaken in such way that it doesn't disturb or distract the handler and the MDD during the search.

### **15.41 Monitoring Requirements**

15.41.1 When a MDD team is tested shall the test manager, or MDD test assistants, will at all times monitor the search. The aim of the monitoring is to observe that the MDD team searches according to the demining organisation's SOP.

### **15.42 Management of Records**

15.42.1 The test manager shall ensure that the test box records and the box maps are kept away from visitors and any of the members of the demining organisation until the tests have been completed.

15.42.2 The test manager may then show the records to the dog handler and other representatives from the demining organisation as part of the debriefing. The test results will be kept on record for the period of the organisation remaining in the country.

### **15.43 Test Protocol and Records**

15.43.1 Only the approved protocol forms from the MACA may be used to record any information regarding the MDD test.

15.43.2 The test manager shall ask the dog handler to sign a test protocol form as confirmation in which manner the test was undertaken and the results of the test.

15.43.3 The test protocol should include comments by the test manager and the dog handler. If the dog handler objects to the test procedures or other aspects of the test, his/her objections are to be written on the test protocol form.

## **15.44 Debrief**

15.44.1 The test manager shall debrief the MDD handler(s) and other members of the demining organisation upon completion of the test. If the test manager has observed severe weaknesses it may be necessary to debrief the management of the demining organisation separately.

### **15.44.2 Debrief instruction**

- 1) Information of the test results.
- 2) Review of the box records.
- 3) Aspects related to the search.
- 4) Remarks

## **15.45 Test Boxes**

15.45.1 Boxes will comprise of 10 x 10 meters (100m<sup>2</sup>). Each box may contain anything from zero to three mines/ERW. Each team will search four (4) Boxes (400m<sup>2</sup>) during the test. If the test manager/evaluator feels that the MDD team has not covered the whole area in accordance to the organization's SOP during the search, he may give the MDD team one or more boxes to search.

## **15.46 Test Panels**

15.46.1 Panels of 10 x 40 meters containing a number of mines/ERW shall be used. Each panel may contain a minimum of 4 and maximum of 10 mines/ERW. The area may be searched as a one sided box search from 4 different sides, a two sided box search or a four sided box search. Each team will search a minimum of 1 panel (400m<sup>2</sup>) during the test.

## **15.47 MDU Test Panels**

15.48.1 Panels of 10 x 40 meters contain a number of mine/ERW and/or piece of TNT to simulate a remnant of a damaged mine/ERW. Each panel may contain a maximum of 7 mines/ERW and/or TNT piece. Each team will search a minimum of 1 panel (400m<sup>2</sup>) during the test.

## **15.48 Number of MDD Searching a Box**

15.48.2 For testing purposes all MDD teams should work in separate boxes. A minimum soak time of 2 weeks should pass before the same box is used.

15.48.3 Two MDDs may be tested in the same boxes provided that the following conditions are applied:

- a) If the procedures are described in the organisations SOP

- b) Each of the MDD should be tested as the first search MDD in two boxes and then be the second MDD in the two remaining boxes.
- c) The first search MDD should be ordered to sit randomly three to four times in the box after completion of the search and before the second MDD is allowed to search the box.

Note: These two MDD's are not allowed to work individually in operations. The MDD's are accredited as one team.

#### **15.49 Compliance with Demining Organisation's SOPs**

15.49.1 The MDD and handler shall undertake the search according to procedures described in the demining organisation's SOPs. However all MDD teams will be expected to continue searching a box or panel after they have indicated instead of being withdrawn as stated in the SOP of the tested agency

Variations to the SOPs to meet the requirements of testing should be communicated by the MDD organisation and the test accreditation body to the well in advance of the test to allow any necessary re-training.

#### **15.50 Wind Direction and Other Environmental Factors**

15.50.1 The standards in AMAS Chapter 15 will apply to wind speed and other environmental factors during the test.

15.50.2 The MDD handler may at any time during the search change the search direction if the wind direction changes. This applies as long as the handler is able to move without stepping in to the search panel.

15.50.3 The MDD handler may leave parts of a test box unsearched, for example a thorny bush in the test box. The MDD handler is to give a plausible explanation to the test manager.

#### **15.51 Search Break**

15.51.1 During the test the handler should allow the MDD to rest after a 25 to 30 minutes search period. The dog handler may ask for a search break at any time during a search. If the dog handler uses two MDDs, he/she may leave the first MDD to rest and start the search with the second MDD in another box as assigned by the test manager.

#### **15.52 Required Number of Test Items**

15.52.1 Each MDD team shall be presented with a minimum of 5 and maximum of 7 test mines/ERW/TNT piece during the test within boxes equal to 400m<sup>2</sup>.

15.52.2 Each MDD team when searching a panel in a mechanically prepared area shall be presented with a minimum of 4 test items during the test. Panels of 10 x 40 meters contain a varying number of mine/ERW and TNT piece.

## **15.53 Type of Mines/ERW and Location of Test Items in the Test box**

15.53.1 The test area will include some of the following mine/ERW types:

- PMN
- YM-1
- MS 3
- TS-50
- No 4
- FPW (P4)
- P 4 MK1/2
- OZM 72
- Type 72
- Type 69
- TC-6
- TM 57
- TM 62
- TM 46
- MK-7
- TC2.4
- P3 MK1
- YM 3
- M19
- YM 11
- MORSAD
- P2 MK3
- TNT piece
- Hand grenades, various types

The location at which each test item is to be laid should have been randomly chosen.

## **15.54 Marking On Finds**

15.54.1 When a MDD indicates a find, the handler must mark the area in accordance with his own SOP. If this process, for example, includes notification of a team leader/equivalent that will put out a marker, it is also acceptable.

15.54.2 The test manager may disregard the handler being assisted if there are any doubts of misleading, interference or guidance by the helper as to where the indication piece should be placed.

15.54.3 On completion of the test, and completion of the protocol form, only the test manager, assistants and the handler will be allowed to participate in the recording and result of the indications.

## **15.55 Time Restrictions**

15.55.1 The MACA will use the mine detection dog organisation's SOP policy on time restrictions during operational accreditation testing. This policy should reflect the normal time plus 10% of the time it would take for a MDD team to search a similar area during live operations when the search is undertaken according to the demining organisation's own SOPs.

15.55.2 If nothing is stated in the MDD organisations SOP, the time limit for the MDD search of the boxes are maximum 2.5 hours including breaks.

## **15.56 Termination of the Test**

15.56.1 The handler may terminate the test at any time he/she believes that the MDD is suffering from a lapse in concentration or for some reason that the MDD is not performing properly.

15.56.2 The handler can ask for a termination of the test for one MDD, and still complete the test with a second MDD.

15.56.3 A termination of the test is not considered a failure to pass the test and the MDD organisation may ask for a new test at any time.

15.56.4 Frequent terminations by the same MDD organisation, however, may place an intolerable burden on the test authority and on the test field. In such situations the test manager should inform the MDD organisation, and if necessary apply sanctions. Such sanctions could be a delay before the MDD organisation is allowed to test their MDD again.

## **15.57 Pass and Fail Criteria**

15.57.1 An MDD team has to PASS the following criteria to be accredited:

- 1) The SOP is followed correctly.
- 2) The MDD Team has to achieve 100% indication of the presence of one or more mines/ERW in each of the boxes that contain mines/ERW.
- 3) All indications are to be within 1 meter radius of the mine/ERW.
- 4) Eight false indications are allowed. Indications within the 1 meter radius will not be counted toward the total of false indications.
- 5) The test has been completed inside the time limit.

15.57.2 An MDD team will FAIL to be accredited if the following criteria is not achieved:

- 1) The SOP is not followed correctly.
- 2) The MDD Team did not achieve 100% indication of the presence of one or more mine/ERW in each of the boxes that contain mines/ERW.
- 3) Less than 100% of all indications are within 1 meter radius of the mine/ERW
- 4) Nine or more false indications per team per 400sqm area.
- 5) The test was not completed within the time limit.
- 6) The MDD scratch's/pawed on any target.

### **15.58 Deep Mine Evaluation**

15.58.1 Once an MDD team has successfully passed the accreditation, the team may be subjected to a deep mine evaluation in the Kabul accreditation site. This evaluation is not part of the pass criteria and should the MDD not respond to the deep mines, the results will only be record on the protocol form. The evaluation targets will consist of three AT and/or AP mines at various depths from a minimum of 25cm down to 1 meter.

### **15.59 Micro Chipping of MDD**

15.59.1 All national trained MDD's after successfully passing the accreditation shall be (if not already) fitted with a microchip and the particulars included in the letter of license for reach MDD. MDDs shall only be micro chipped once.

### **15.60 Further Requirements**

15.60.1 The MDD organization shall be responsible to ensure that the MDD Team attending the Accreditation is in possession of all equipment as per the organizations MDD's SOP's, to complete his task. (Including – markers, water for MDD's, bowls, barrier rope, and shade for MDD rest periods).

**STANDARD WORK PROCEDURE 12**

**MINE DETECTION DOGS**

UNMACA  
MDD No.

**15.61 Annex A: UNMACA MDD Team Accreditation AFGHANISTAN**

DATE: / /2007

MDD TEST MANAGER:

**General:**

License NO:	1 <input type="checkbox"/> or 3 <input type="checkbox"/>	Re-accreditation Yes <input type="checkbox"/> No <input type="checkbox"/>	Passed Yes <input type="checkbox"/> No <input type="checkbox"/>	Attempt:
Organization				
Handler's Name		Team No.		
MDD-1		ID No	Breed	Sex
MDD-2		ID No	Breed	Sex
Micro Chip-1 #		Micro Chip-2 #		

**Examination:**

MDD

**Accreditation:**  **Evaluation:**

Boxes  Panels  Road Clearance  Flail  Other

**Terrain and Weather Conditions**

Ground	Weather		Vegetation	
Soft <input type="checkbox"/>	Clear <input type="checkbox"/>	Cold <input type="checkbox"/>	None <input type="checkbox"/>	Heavy <input type="checkbox"/>
Medium <input type="checkbox"/>	Cloudy <input type="checkbox"/>	Mild <input type="checkbox"/>	Burnt <input type="checkbox"/>	Medium <input type="checkbox"/>
Hard <input type="checkbox"/>	Raining <input type="checkbox"/>	Warm <input type="checkbox"/>	Grass <input type="checkbox"/>	Light <input type="checkbox"/>
Wet <input type="checkbox"/>	Snow <input type="checkbox"/>	Temp. _____	Bush <input type="checkbox"/>	
Dry <input type="checkbox"/>	Windy <input type="checkbox"/>		Grass length _____	
Flat <input type="checkbox"/>	Calm <input type="checkbox"/>			
Open <input type="checkbox"/>	Wind speed _____			

**MDD Accreditation Report Record:**

Search start: _____	No	Finish: _____	Total search time: _____	Mines in Box: _____
<b>Sector No:</b>				
Area 1		Indications: _____	Finds: _____	Missed: _____
Area 2		Indications: _____	Finds: _____	Missed: _____
Area 3		Indications: _____	Finds: _____	Missed: _____
Area 4		Indications: _____	Finds: _____	Missed: _____

Area 5		Indications: _____	Finds: _____	Missed: _____	False: _____	_____
TOTAL		Indications: _____	Finds: _____	Missed: _____	False: _____	_____

**Missed Mines names and types:**

S.N	Type	Name	Depth	Box No.	Remarks
1					
2					
3					
4					
5					
6					
7					

Passed: Yes  No

Remarks:

**Test manager Comments:**

**Dog Handler / Team Leaders Comments: (Compulsory)**

**Dog Handler / Team Leader:**

Did the Test Manager debrief you? Yes  No

Do you agree with the Test Managers comments? Yes  No

MDD Test Manager	Signature	Date / /2007
MDD Team / Dog Handler	Signature	Date / /2007
MDD Team / Supervisor	Signature	Date / /2007

Date of re-accreditation <i>"If required"</i>	
--	--

**Control of health status in general**

	<b>Fat</b>	<b>Normal</b>	<b>Skinny</b>		<b>Remarks</b>
<b>Weight</b>					

	<b>Limping</b>	<b>Normal</b>	<b>Others</b>		<b>Remarks</b>
<b>Movement</b>					

	<b>Dirty</b>	<b>Normal</b>	<b>Others</b>		<b>Remarks</b>
<b>Coat</b>					

	<b>Bad</b>	<b>Normal</b>	<b>Fit</b>		<b>Remarks</b>
<b>Fitness</b>					

**Test manager Comments:**

15.62 Annex B  
Mine Action



Centre for

Afghanistan

**Letter of License**

*License Number: MACA MDD 000*

*Date: Day/Month/Year*

*This letter certifies that the following dog handler and dog:*

*Handler Name:*

*Organization:*

*Team No: MDDT-*

*Dog's Name:*

*ID No.*

*Breed:*

*Micro Chip No: 0000 0000 0000*

*Successfully completed the license test on the (X) attempt for Mine Detection Dogs (Afghanistan). This license gives the MDD Team, approval and authorisation to undertake MDD Mine / ERW (EXPLOSIVE REMNANTS OF WAR) clearance work in Afghanistan in accordance with AMAS, and their own approved Standard Operating Procedures.*

*This license is valid for a period of 12 months and will terminate on –*

*Day/Month/Year*

*Approved by:*

.....  
*Mohammad Sediq Rashid  
MACA Chief of Operations  
Kabul, Afghanistan*

**Distribution:**

*MACA Operations: M. Wakil / MACA QA: Aimal*



15.64 Annex C 1.1 -Dog File Part A

**Kabul Afghanistan**

MDDT No: .....  
 UNMACA MDD License No: .....  
 Handlers Name: .....  
 Dogs name: .....  
 Dogs ID No: .....  
 Dog's Microchip No: .....  
 Date of Birth: .....  
 Breed: .....  
 Sex: .....  
 Colour: .....

PARTICULARS OF TRAINING

Date of Transfer	Name of Handler	Location

Date	Place of Training

**DOG PRACTICES**

Date	Time	Practices: i.e. Boxes, Panels, Road Clearance, Flail






**15.65 Annex C 2 – Dog File Part Two**



Microsoft Office  
Excel Worksheet

**15.66 Annex D - Quality Assurance Evaluation Form: Explosive Detecting Dogs**

**QAEF 008**

**General**

Task dossier number		Date	
QA EDD Inspector		Clearance Organization	
Team leader's name		Team Name/Number	
		Nearest Village	
Grid reference		Mine field / DA No.	

**Terrain and Weather Conditions**

Ground		Weather		Vegetation	
Soft <input type="checkbox"/>	Flat <input type="checkbox"/>	Clear <input type="checkbox"/>	Cold <input type="checkbox"/>	None <input type="checkbox"/>	Heavy <input type="checkbox"/>
Medium <input type="checkbox"/>	Uneven <input type="checkbox"/>	Cloudy <input type="checkbox"/>	Mild <input type="checkbox"/>	Burnt <input type="checkbox"/>	Medium <input type="checkbox"/>
Hard <input type="checkbox"/>	Hillside <input type="checkbox"/>	Raining <input type="checkbox"/>	Warm <input type="checkbox"/>	Grass <input type="checkbox"/>	Light <input type="checkbox"/>
Wet <input type="checkbox"/>	Open <input type="checkbox"/>	Snow <input type="checkbox"/>	Temp. _____	Bush <input type="checkbox"/>	Grazing <input type="checkbox"/>
Dry <input type="checkbox"/>	Confined <input type="checkbox"/>	Windy <input type="checkbox"/>		Crops <input type="checkbox"/>	Agricultural <input type="checkbox"/>
Rocky <input type="checkbox"/>	Sand <input type="checkbox"/>	Calm <input type="checkbox"/>		Forest <input type="checkbox"/>	
Road <input type="checkbox"/>	Residential <input type="checkbox"/>	Wind Speed		Grass length	
Canal <input type="checkbox"/>					

**Briefing**

- Is a site briefing done? Yes  No  N/A
- Is a visitor's log available? Yes  No  N/A
- Is a copy of the MDD team Org SOP available on site? Yes  No  N/A
- Is a logbook for the MDD team available on site? Yes  No  N/A

**Site layout**

- Is the site layout as per SOP for use of EDD? Yes  No  N/A

**Training**

- Have the MDDs been evaluated and accredited by the UNMACA? Yes  No  N/A
- Are the MDDs periodically retrained and evaluated as per SOP? Yes  No  N/A
- Is a record of retraining maintained? Yes  No  N/A
- Date of last recorded training. \_\_\_\_\_/\_\_\_\_\_/\_\_\_\_\_
- Date of last internal evaluation. \_\_\_\_\_/\_\_\_\_\_/\_\_\_\_\_
- Date of the UNMACA accreditation. \_\_\_\_\_/\_\_\_\_\_/\_\_\_\_\_

**Preparation for Work and Clearance Operations**

- Are pre-deployment exercises performed before commencing with search? Yes  No  N/A
- Is there adequate water available for the MDDs? Yes  No  N/A
- Is there a shaded area available for the MDDs? Yes  No  N/A
- Are the MDDs being utilised according to the organisations SOP? Yes  No  N/A
- Is instrumentation available for measuring weather conditions on the site, i.e. wind and temperature? Yes  No  N/A
- Are the MDDs search patterns as detailed in the organisations SOP? Yes  No  N/A
- Do the MDDs disturb the ground before indicating? Yes  No  N/A
- Do the handlers ensure that a thorough search is conducted? Yes  No  N/A
- Do the MDDs indicate a find according to the organizations SOP? Yes  No  N/A
- Are all indications marked according to SOP? Yes  No  N/A

- Taking safety into account, is a reward system for the MDDs utilized? Yes  No  N/A
- Is Internal QA carried out and logged? Yes  No  N/A
- Is Clearance conducted in accordance the Organisation Clearance plan? Yes  No  N/A

**Medical Aspects**

- Do the MDDs appear to be well cared for and in good condition? Yes  No  N/A
- Are the MDDs traveling arrangements as per SOP? Yes  No  N/A
- Is an EDD medical bag on site? Yes  No  N/A

**Equipment**

- Are the MDDs drinking bowls clean and serviceable? Yes  No  N/A
- Are the MDD's leashes in good condition? Yes  No  N/A
- Is the choke chain/collar in good condition? Yes  No  N/A

**Medical**

- Is the following in accordance with the organisation SOP?
 

Qualified Medic	Yes <input type="checkbox"/> No <input type="checkbox"/> N/A <input type="checkbox"/>	Ambulance Present	Yes <input type="checkbox"/> No <input type="checkbox"/> N/A <input type="checkbox"/>
Ambulance Parked correct	Yes <input type="checkbox"/> No <input type="checkbox"/> N/A <input type="checkbox"/>	Stretcher	Yes <input type="checkbox"/> No <input type="checkbox"/> N/A <input type="checkbox"/>
Ambulance Driver	Yes <input type="checkbox"/> No <input type="checkbox"/> N/A <input type="checkbox"/>	Point within 5 min	Yes <input type="checkbox"/> No <input type="checkbox"/> N/A <input type="checkbox"/>
Contents of Med. Kit	Yes <input type="checkbox"/> No <input type="checkbox"/> N/A <input type="checkbox"/>	Marked HLS	Yes <input type="checkbox"/> No <input type="checkbox"/> N/A <input type="checkbox"/>
HLS Appropriate	Yes <input type="checkbox"/> No <input type="checkbox"/> N/A <input type="checkbox"/>		

**Communications**

- Are adequate communications maintained with the Org HQ? Yes  No  N/A
- Are the communications frequently maintained? Yes  No  N/A

**QA Assessment**

- Good  Satisfactory  Poor

**Comments and recommendations**

**Dog Team Leader**

- Were you and debriefed after the QA inspection? Yes  No  N/A

**MDD Team Leaders Comments**

<b>QA EDD Inspector</b>		<b>QA Team</b>	
<b>Signature</b>		<b>Date</b>	
<b>Dog Team Leader</b>		<b>Team Name</b>	
<b>Signature</b>		<b>Date</b>	

**Information Transfer**

- The QA inspection report was provided to the UNMACA QA Officer and transferred to the QA database.